

PREMIUM GRASS BLADES

Artificial Turf Guide



Transform your outdoor space into a clean, comfortable, low-maintenance landscape with Premium Grass Blades.

Our turf systems are designed for family yards, pet areas, modern landscapes, and everyday outdoor living.





WELCOME TO **PREMIUM** GRASS BLADES

At Premium Grass Blades, we help homeowners choose artificial turf systems that match how their outdoor spaces are actually used. From family lawns and pet areas to modern landscape designs, our focus is simple: realistic turf, dependable guidance, and products selected for Canadian conditions.

This guide is designed to help you compare your options with confidence. You will learn how turf selection, infill, installation quality, drainage planning, and maintenance all work together to support long-term performance.

WHY HOMEOWNERS CHOOSE **PREMIUM** GRASS BLADES



Proven Industry Expertise

With nearly a decade of industry experience, we help homeowners compare turf systems, understand product differences, and choose a solution that fits the way their space will be used.



Dedicated Customer Support

From answering product questions to helping with project planning, our team is always ready to assist and help you make a confident, informed decision.



Unmatched Turf Quality

Every roll is quality-checked to support consistent appearance, durability, and performance across our product line.



Wide Product Range

From luxurious residential turf to durable commercial options, our product lineup helps match the right turf system to the needs of each project.

The Premium Grass Blades Advantage



Products selected for Canadian climate performance.



Systems designed, not just surfaces sold.



Consistent quality across all product lines.




Support and guidance for homeowners.

MANUFACTURING JOURNEY

Premium Turf Selected for Realistic Appearance, Fibre Resilience, and Long-Term Residential Performance

At Premium Grass Blades, our turf products are selected for realistic appearance, fibre resilience, and dependable performance in Canadian residential environments.



Innovative Yarn Technology

Resilient fibres designed to replicate the look and feel of natural grass while standing up to wear and tear. Soft to the touch, durable, and long-lasting.




UV-Resistant Protection

Engineered with UV-stabilized fibres, our turf resists fading and maintains its vibrant, lush appearance even after extended exposure to sunlight.

Durable Backing System

A robust foundation that promotes efficient drainage and ensures the turf remains stable over time, even in high-traffic areas.



Quality Assured in Every Roll

Each roll undergoes rigorous quality checks to ensure consistent durability, performance, and appearance.



Built for Canadian Winters

Our turf is engineered to endure freezing temperatures, heavy snowfall, high-traffic use while helping maintain a clean, consistent lawn appearance through changing Canadian seasons.



START WITH HOW YOUR SPACE WILL BE USED

Make the Right Choice

Choosing the right turf starts with how you plan to use your space. Every yard is different, and the best results come from matching the turf system to your lifestyle, not just appearance.



Traffic Level

How much use will your space get?

Light Use: Decorative areas, front yards

Moderate Use: Family spaces, occasional activity

Heavy Use: Pets, kids, frequent foot traffic



Pets

Do you have dogs or other pets?

- Look for turf designed for durability and easy cleaning
- Proper drainage and infill are especially important
- Odour-control infill can help support a fresher outdoor space when paired with proper drainage and routine cleaning.



Comfort

How do you want your lawn to feel?

Softer Feel: Ideal for relaxing, barefoot comfort

Firm Surface: Better for high activity or play areas

Some systems can also include padding for added cushioning.



Appearance

What look are you going for?

Lush & Full: Longer blades, premium aesthetic

Clean & Manicured: Shorter, more structured look

Natural Blend: Balanced, everyday lawn appearance



Site Conditions

What is your existing space like?

- Uneven or sloped areas may require additional preparation
- Sun exposure can affect surface temperature
- Surrounding landscape can impact drainage and design



Drainage

How does water move through the area?

- Proper drainage is essential for long-term performance
- Important for pet areas and heavy-use spaces
- Prevents pooling and surface issues

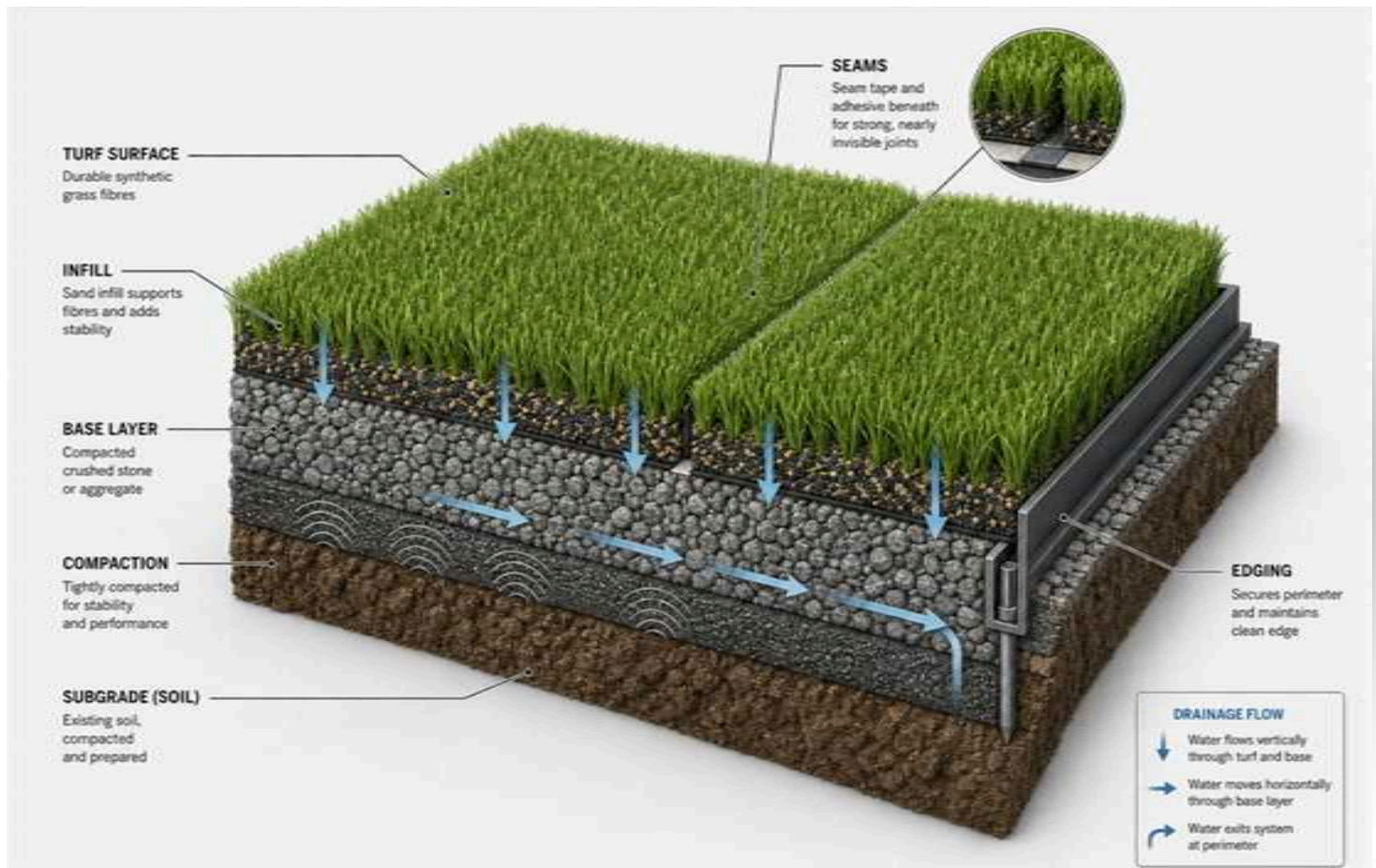
By starting with how your space will be used, you can select a turf system that delivers the right balance of durability, comfort, and appearance.

The right turf isn't just about how it looks—it's about how it performs in your everyday life.

UNDERSTANDING YOUR TURF SYSTEM

A Great-Looking Lawn Starts Below the Surface.

Artificial turf is more than just the grass you see—it's a complete system designed to work together for long-term performance, comfort, and appearance.



Why It Matters

Each layer plays a role in how your lawn performs. When installed correctly using quality materials:

- Your turf stays level and smooth
- Fibres remain upright and natural-looking
- Water drains properly
- The surface feels stable and comfortable
- Your lawn is better positioned for long-term performance with fewer preventable issues

Designed for Long-Term Performance

Cutting corners during installation can lead to uneven surfaces, poor drainage, or visible seams over time.

A complete, properly built system helps your turf look better, feel more stable, and perform more reliably over time.

PREMIUM TURF SYSTEMS

Each turf system is selected for a specific use case. The right choice depends on traffic level, pets, appearance goals, maintenance expectations, and site conditions.

Landscape Turf Systems

EVERGLADES

Balanced durability and natural lawn appearance for full residential landscapes.



FOREST GREEN ELITE

Dense, durable turf designed for high-use residential lawns.



LUSH

Long, softer fibres designed for comfort-focused outdoor spaces.



JUNIPER

Clean, upright fibres that create a refined architectural lawn appearance.



Specialty Turf Systems


HEMLOCK

Short, dense turf designed to deliver a manicured lawn aesthetic.




EVERGREEN

Durable turf system designed for residential pet environments.



CEDAR

Efficient landscape turf suited for decorative or lower-traffic areas.



CHOOSING THE RIGHT TURF SYSTEM

Choosing the right turf starts with how you plan to use your space. Different options are designed for varying levels of foot traffic, appearance, and environmental conditions.

The best turf is not always the tallest, softest, or thickest option. The right product is the one that matches your space, traffic level, pets, maintenance expectations, and desired appearance.

Use this guide to help match your needs with the best turf for your yard.

Quick Selection Guide

Landscape Environment	Recommended Turf System	Why This Works
Full residential lawns	Everglades	Balanced durability and natural lawn appearance suited for everyday residential use.
High-traffic residential areas	Forest Green Elite	Dense fibre construction designed to support durability in active residential spaces.
Comfort-focused outdoor areas	Lush	Longer, softer fibres create a comfortable and visually relaxed lawn surface.
Modern landscape design	Juniper	Upright fibre structure creates a clean, architectural lawn appearance.
Manicured lawn aesthetic	Hemlock	Short, dense turf provides a refined and consistently maintained lawn appearance.
Pet environments	Evergreen	Durable construction suited for residential pet areas and routine cleaning.
Decorative or low-traffic landscapes	Cedar	Efficient turf solution suited for decorative spaces with lighter foot traffic.
Temporary or utility applications	Soft Grass	Lightweight turf designed for low-traffic or temporary landscape applications.

EVERGLADES

Premium Residential Landscape Turf

Everglades is our premium full-lawn landscape turf for homeowners who want a dense, realistic lawn appearance with the durability needed for everyday residential use. Its balanced blade height and full fibre structure create a natural look suited for front yards, backyards, and larger landscape areas.

Best Applications

- Full residential lawns
- Front yard landscape installations
- Backyard family spaces
- General residential landscapes


Performance Characteristics

- Balanced fibre structure for durability and visual appeal
- Natural lawn appearance suitable for full residential lawns
- Built to handle daily use while helping maintain its natural appearance
- Supports stable infill distribution

Technical Highlights

Infill Required	3-4 lbs per sq ft
Blade Height	52 mm / 2.05"
Roll Widths	7.5ft & 15ft Wide
Density	Extreme

Turf Density Rating



FOREST GREEN ELITE

High-Durability Residential Landscape Turf

Forest Green Elite is built for active residential spaces where the lawn needs to look full while standing up to regular foot traffic. Its dense construction and W-shaped blade profile support durability, fibre resilience, and a clean landscape appearance.

A strong choice for homeowners who need a fuller, more resilient lawn surface in areas with regular family activity and repeated foot traffic.

Best Applications

- Active residential lawns
- Backyard recreation areas
- Family landscape spaces
- General residential landscapes



Performance Characteristics

- Dense fibre construction for durability
- Reinforced structure keeps infill locked in under heavy use
- Designed to handle consistent residential use
- W-shaped fibre structure helps disperse sunlight across the surface

Technical Highlights

Infill Required	2.5-3.5 lbs per sq ft
Blade Height	47.5 mm / 1.87"
Roll Widths	7.5ft & 15ft Wide
Density	Extreme

Turf Density Rating



LUSH

Comfort-Focused Residential Landscape Turf

Lush is designed for comfort-focused outdoor living. Its longer, softer fibres create a fuller feel underfoot, making it well suited for backyard lounges, family spaces, and areas where comfort and visual warmth are priorities.

Best Applications

- Backyard relaxation spaces
- Family outdoor living areas
- Residential landscapes prioritizing comfort
- Decorative lawn installations

Performance Characteristics

- Longer fibre construction designed for a softer feel
- Deep dark modern lawn appearance
- Well suited for barefoot use and high-comfort outdoor living spaces
- Supports stable infill distribution

Technical Highlights

Infill Required	3-4 lbs per sq ft
Blade Height	50mm / 2"
Roll Widths	7.5ft & 15ft Wide
Density	High

Turf Density Rating



JUNIPER



Architectural Residential Landscape Turf

Juniper is designed for homeowners who prefer a clean, architectural lawn appearance. Its upright fibre structure creates a sharper, more structured finish that pairs well with modern homes, hardscaping, straight lines, and contemporary landscape designs.

Best Applications

- Modern residential landscapes
- Contemporary home exteriors
- Structured front yard installations
- Decorative lawn environments

Performance Characteristics

- Upright fibre structure supports a clean lawn appearance
- W-shaped blade reflects sunlight across multiple facets
- Helps maintain sharp, clean lines
- Supports stable infill distribution

Technical Highlights

Infill Required	2.5-3.5 lbs per sq ft
Blade Height	48 mm / 1.9"
Roll Widths	7.5ft & 15ft Wide
Density	High

Turf Density Rating



HEMLOCK

Manicured Specialty Landscape Turf

Hemlock delivers a shorter, manicured lawn appearance for homeowners who prefer a clean, controlled finish. Its dense structure and lower pile height create the look of a freshly maintained lawn while helping keep surface debris easier to manage in many environments.

Best Applications

- Front yard residential landscapes
- Decorative lawn areas
- Manicured landscape designs
- Properties near trees or greenbelt environments

Performance Characteristics

- Shorter pile height creates a manicured lawn appearance
- Dense fibre structure supports a clean turf surface
- Supports stable infill distribution
- Designed to help keep debris on the surface for faster, easier cleanup

Technical Highlights

Infill Required	1-1.5 lbs per sq ft
Blade Height	33 mm / 1.29"
Roll Widths	7.5ft & 15ft Wide
Density	Extreme

Turf Density Rating



EVERGREEN

Versatile Multi-Use Landscape Turf

Evergreen is a versatile turf system for residential pet areas, family yards, and multi-use spaces. Its durable fibre construction is suited for routine cleaning and regular residential use. For pet applications, performance depends on proper base design, drainage planning, infill selection, and ongoing maintenance.

When paired with proper base design, drainage planning, infill, and maintenance, Evergreen is well suited for residential pet areas while maintaining a soft, attractive surface for everyday use.

Best Applications

- Residential pet areas
- Dog runs and pet zones
- Family yards with regular use
- Multi-use residential landscapes

Performance Characteristics

- Durable fibre construction suited for pet and general residential use
- Designed to support rinsing and ongoing maintenance
- Helps maintain a consistent lawn appearance in active environments
- Supports stable infill distribution under regular

Technical Highlights

Infill Required	2-2.5 lbs per sq ft
Blade Height	40 mm / 1.57"
Roll Widths	7.5ft & 15ft Wide
Density	Medium

Turf Density Rating



CEDAR

Decorative Specialty Landscape Turf

Cedar is a practical landscape turf for decorative areas and lower-traffic residential spaces. It provides a clean, natural lawn appearance where visual improvement is the priority and heavy daily use is not expected.

Best Applications

- Decorative landscape areas
- Front yard visual landscapes
- Lower-traffic residential spaces
- Accent landscape installations

Performance Characteristics

- Natural lawn appearance suited for decorative landscapes
- Well-suited for low-use areas where durability demands are minimal
- Maintains a consistent turf surface
- Supports stable infill distribution
- Cedar is also soft under feet

Technical Highlights

Infill Required	2.5–3.5 lbs per sq ft
Blade Height	45 mm / 1.77"
Roll Widths	7.5ft & 15ft Wide
Density	Medium

Turf Density Rating



SOFT GRASS

Utility Specialty Landscape Turf

Soft Grass is a lightweight utility turf for temporary, low-traffic, or constrained spaces where a full residential turf system is not required. It is best suited for balconies, camping areas, events, and short-term coverage.

Ideal for balconies, events, camping, or short-term use, it offers a quick and easy way to add greenery to your space.

Best suited for light use only—not recommended for permanent lawn areas or high-traffic environments.

Best Applications

- Balconies and rooftop spaces
- Camping and RV areas
- Temporary landscape installations
- Utility turf coverage


Performance Characteristics

- Lightweight turf construction
- Designed for temporary or low-traffic use
- Commonly used in smaller or constrained spaces
- Provides a simple turf surface where natural grass is not practical

Technical Highlights

Infill Required	1.5–2 lbs per sq ft
Blade Height	35 mm / 1.38"
Roll Widths	7.5ft & 15ft Wide
Density	Low

Turf Density Rating



WHY INFILL MATTERS

Long-Lasting Performance Starts with the Right Infill

Artificial turf installations rely on more than just the turf surface itself. Proper infill materials support the turf fibres, help maintain surface stability, and contribute to the overall appearance and performance of the installation.



Infill is an essential part of most artificial turf systems. It supports fibre structure, improves surface stability, helps maintain appearance, and contributes to how the turf feels underfoot. The right infill type and amount depend on the turf product, intended use, pets, site conditions, and installation method.

Without proper infill, turf can flatten, shift, or feel less stable underfoot. When installed correctly, it helps maintain a natural appearance and consistent performance across your entire lawn.

Infill plays several important roles in artificial turf systems:

- Keeps turf blades standing upright for a fuller look
- Adds stability and support under everyday use
- Helps support water movement through the turf surface when paired with proper base design and grading
- Maintains a clean, even appearance
- Can improve comfort and reduce surface heat (depending on material)

Different infill options are available to match your needs—whether for pets, family use, or overall comfort—ensuring your turf performs as intended for the application.

Different infill materials serve different purposes. Some are selected for fibre support, some for odour control, and some for playability or surface consistency.

TURF ARMOUR INFILL

Turf Armour is an acrylic-coated quartz sand designed specifically for artificial turf systems. The coated particles help the material move more freely between turf fibres compared to standard sand.

The coated particles help maintain spacing between fibres while supporting turf blades. Because the material resists compaction, it can also make it more difficult for weed seeds to establish within the turf surface.



ZEOLITE INFILL (ZEO - ODOUR)

Zeolite helps reduce odour when paired with proper drainage, regular rinsing, and routine cleaning. It is not a replacement for maintenance.

Ideal for pet-friendly yards, zeolite helps reduce unwanted smells while supporting a cleaner, more enjoyable outdoor space. It can also retain small amounts of moisture, which may help moderate surface temperature in certain conditions.



SILICA SAND INFILL (20/40 GRIT)

Silica sand is one of the most commonly used infill materials in artificial turf installations. Properly graded 20/40 mesh silica sand provides stable fibre support while allowing water to move efficiently through the turf system.

When brushed into the turf fibres, silica sand helps maintain blade structure and contributes to a firm, stable surface under normal foot traffic.



PUTTING GREEN SILICA INFILL

Putting green turf relies on specialized infill to create a smooth, consistent playing surface. Unlike regular landscape turf, silica sand is used not just for support—but to control ball speed and overall performance.

The sand is brushed into the turf to create a firm, even surface that allows for true, consistent ball roll—similar to a natural putting green.



ARTIFICIAL TURF ACCESSORIES

Engineered Accessories for a Flawless Turf Finish

The finishing materials matter. Proper seams, edge restraint, cushioning, and installation tools help improve the appearance, stability, comfort, and efficiency of the finished turf system.

SEAMING TAPE

Seaming Tape is designed to securely join turf sections for a clean, seamless finish. Its wide surface provides strong support, while the adhesive layer helps keep everything firmly in place.

Perfect for any turf installation, it ensures your lawn looks smooth, consistent, and professionally finished.



TURF NAILS

Turf nails are used to firmly secure artificial turf in place along edges, seams, and key areas. Designed to anchor into the base, they help keep your lawn stable and properly positioned over time.

Once installed and brushed in, the nails are hidden within the turf—maintaining a clean, natural-looking finish.



WEED BARRIER

Weed barrier fabric is installed beneath your turf to help reduce weed growth from below when properly installed. It acts as a protective layer between the ground and your lawn, supporting a cleaner, low-maintenance result.


At the same time, it allows water to drain through properly while keeping the base stable.



TURF PAD

Turf pad is a cushioning layer installed beneath artificial turf to create a softer, more comfortable surface. It helps absorb impact and adds a gentle feel underfoot.

Ideal for play areas and recreational spaces, turf pad enhances comfort while making your outdoor space more enjoyable to use.



TURF DOLLY

The turf dolly is designed to make moving heavy turf rolls easier and more manageable. It supports the weight of the roll and allows it to move smoothly into position. By reducing heavy lifting, it helps make the setup process quicker, safer, and more efficient—especially for larger installations.



TURF MAINTENANCE TOOLS

Artificial turf is low maintenance, not no maintenance. Regular grooming, rinsing, debris removal, and appropriate cleaning products help maintain appearance and performance over time.

TURF RAKE

A turf rake is designed to lift turf fibres that may lean over time due to foot traffic, weather exposure, or regular use.

Unlike standard garden rakes, turf rakes are built to work within the fibre structure without damaging the turf backing.



GARLAND ROLL & COMB

The Garland Roll & Comb is a powered tool designed to keep your turf looking fresh and well-maintained. Its rotating brush lifts and restores turf fibres, helping your lawn maintain a full, natural appearance.

Perfect for larger areas, it makes grooming faster and easier—delivering consistent results with less effort than manual tools.



TURF CLEANING PRODUCTS

OXY TURF CLEANER

Oxy Turf Cleaner is designed to keep your artificial turf looking clean and refreshed. It helps lift organic buildup and surface contamination.

With proper use, it restores the appearance of your turf fibres and supports simple, effective routine maintenance—so your lawn stays fresh and inviting.



OXY TURF WEED KILLER

Oxy Turf Weed Killer helps manage unwanted weeds that may appear along edges or surrounding areas of your turf.

When used as directed, it provides an easy and effective way to keep your lawn edges clean and well-maintained—so your outdoor space stays neat and polished.



Use only as directed and avoid products that may damage turf fibres or backing.

COMMON ARTIFICIAL TURF INSTALLATION FAILURES

Artificial turf can provide a clean, long-lasting lawn when the full system is planned and installed correctly. Most long-term issues are not caused by the turf surface alone. They typically result from poor base preparation, incorrect drainage planning, insufficient infill, weak seams, or shortcuts during installation.

Understanding these common problem areas helps ensure your lawn maintains its appearance, comfort, and performance over time.

INADEQUATE BASE PREPARATION

One of the most common causes of turf issues starts below the surface. If the base isn't properly prepared, you may notice uneven areas, low spots, or shifting over time.

A solid, well-compacted base is essential—it supports the entire turf system and helps keep your lawn smooth, level, and consistent for years to come.



INSUFFICIENT INFILL

Infill plays a key role in how your turf looks, feels, drains, and performs over time. It helps support the turf fibres, keeps blades standing upright, adds surface stability, can help reduce weed growth, and may assist with cooling depending on the infill material used.

Areas with heavier foot traffic often require additional infill, especially where people naturally step off decks, walk through gates, cross the lawn as a shortcut, or follow repeated walking paths.



Without enough infill, fibres can flatten faster, and the surface may feel less stable underfoot. When installed at the correct depth and maintained over time, infill helps protect the turf system and keeps the lawn looking fuller, cleaner, and more consistent.



POOR SEAM CONSTRUCTION

Poorly installed seams can become visible over time or begin to separate, affecting both the look and durability of your lawn. These areas can also become weak points where movement occurs. Proper seam alignment and quality materials help create a smooth, consistent surface—so your turf looks seamless and performs the way it should.

IMPROPER DRAINAGE PLANNING

Artificial turf is designed to allow water to pass through, but drainage performance depends on base design, compaction, site grading, and where the water is directed.

A well-designed base and proper site grading help water flow away efficiently—protecting your turf and ensuring long-term performance.



INCORRECT TURF SELECTION

Not all turf is designed for the same purpose. Using the wrong product for your space can lead to performance issues over time.

Different turf options are built for specific uses—whether it's a front lawn, pet area, or putting green. Choosing the wrong turf for the application can lead to avoidable wear, cleaning challenges, or appearance concerns.

LONG-TERM PERFORMANCE CONSIDERATIONS

Artificial turf performs best when every part of the system works together—from the base preparation to the turf and installation materials.

Proper planning and attention to site conditions help ensure your lawn stays smooth, stable, and visually consistent over time—so you can enjoy a space that looks great and performs reliably.

WARRANTY

Warranty Overview

PGB Limited Product Warranty

Premium Grass Blades landscape turf products are backed by a 15-year limited product warranty when installed, used, and maintained according to PGB guidelines.

Putting green turf products are backed by an 8-year limited product warranty when installed, used, and maintained according to PGB guidelines.

This warranty is intended to cover qualifying manufacturing-related product defects. It does not replace proper product selection, site preparation, installation workmanship, infill, drainage planning, or routine maintenance.

Artificial turf performs as a complete system. Long-term appearance and performance depend on the turf product, base preparation, site grading, seam quality, infill type and depth, traffic level, cleaning routine, and surrounding site conditions.

What the Warranty Is Designed to Cover

The limited product warranty may apply to qualifying manufacturing-related issues such as:

- Backing separation or delamination under normal use
- Excessive UV-related yarn degradation as defined in the full warranty terms
- Product defects confirmed through PGB's warranty review process

Coverage is subject to warranty terms, exclusions, proof of purchase, inspection, and proper installation and maintenance documentation.

Customer Notice Requirement

Any visible change, concern, or suspected product issue must be reported to Premium Grass Blades within 30 days of first becoming noticeable. Prompt notice is required so PGB can review the condition of the turf, assess possible causes, and determine whether the concern may qualify under the limited product warranty.

Failure to report visible changes within the required notice period may affect warranty eligibility, as delayed reporting can prevent PGB from properly assessing the cause, progression, and condition of the turf.

What Is Not Covered

The limited product warranty does not cover issues caused by:

- Improper installation or installation not completed to PGB guidelines
- Poor base preparation, settling, uneven grading, or drainage problems
- Insufficient, incorrect, or poorly maintained infill
- Normal wear, pile flattening, compression, matting, or appearance changes from use
- Damage from pets, chemicals, cleaners, oils, paints, sharp objects, equipment, footwear, or misuse
- Damage from direct heat, reflected heat, fire, BBQs, glass reflection, window glare, or hot objects
- Flooding, standing water, soil movement, tree roots, weeds, or site conditions
- Use in applications the turf was not designed for
- Products sold as remnants, roll ends, cut-offs, clearance, or "as-is" materials

Important Warranty Requirements

To support a warranty review, the original purchaser must provide:

- Original proof of purchase
- Product details and installation date, if available
- Photos showing the concern
- A description of the issue and when it first appeared
- Installation and maintenance information, if requested

PGB may request additional information, photos, samples, site details, or inspection access before determining whether a concern qualifies under the limited product warranty.

Full Warranty Terms

This page is a general summary only. The full PGB Limited Product Warranty contains the complete terms, conditions, exclusions, claim procedures, prorated coverage details, and application-specific warranty periods.

If there is any difference between this summary and the full warranty document, the full warranty terms apply.

For full warranty information, visit:

www.PremiumGrassBlades.com

Or contact:

Warranty@premiumgrassblades.com

VISIT OUR SHOWROOM

See the Difference in Person

Choosing turf is easier when you can see the colour, feel the fibre structure, compare density, and understand how each product is intended to perform. Visit our Maple Ridge showroom with measurements, photos, or project plans, and our team can help narrow down the best turf system for your space.



VISIT US

Premium Grass Blades

Showroom & Warehouse:
#102 – 20285 Stewart Crescent
Maple Ridge, BC

Hours:
Mon–Fri: 9:30 AM – 4:00 PM
Sat/Sun: Closed

Phone:
(604) 757-2899

Email:
info@premiumgrassblades.com

PREMIUM
GRASS BLADES

www.PremiumGrassBlades.com

Info@PremiumGrassBlades.com

604-757-2899